



Ministry of Health Uganda

Weekly Epidemiological Bulletin

Highlights of the week

- Training regional teams for measles campaign
- Investigations into strange illness in Buliisa District

Summary Table

Indicator	Week 36 2015	Week 37 2015
% Districts	100	100
Ave % HU	58	65
% Timely reports	80	-*
AFP	6 (0)	6 (0)
Animal bites	266 (0)	254 (0)
Cholera	0	0
Dysentery	642 (5)	657 (2)
Guinea Worm	0	0
Malaria	133043 (39)	148470 (37)
Measles	154 (1)	136 (0)
Meningitis	3 (0)	5 (0)
NNT	1 (0)	1 (0)
Plague	0	0
Typhoid	1356 (0)	1391 (2)

* Indicator not provided

Completeness of Reporting

All districts (100%) submitted at least one weekly surveillance report. The proportion of health facilities that reported was 65% compared to 58% in week 36. Up to 33 districts achieved the national reporting completeness target of $\geq 80\%$ and of these, nineteen have been recently trained in IDSR. Five districts (Zombo, Ngora, Bududa, Gomba and Kyegegwa) achieved 100% reporting but Mubende (9%) had the worst reporting level. The government health facilities are reporting better than others (**Figure 1**).

Timeliness

This indicator has been affected by the change in mTrac submission system, thus not computed.

Epidemiological week 37 of 2015 [6th – 12th Sept 2015]

Disease Outbreaks

Measles: The reported suspected cases decreased slightly in week 37. Nine districts reported more than 5 suspected cases: Kampala (17), Kalangala (9), Ibanda (9), Buikwe (7), Mbarara (7), Lira (6), Kiruhura (6), Rakai (6) and Kamwenge (5).

Action: National supervisors are training health workers at the regional level in preparation for the measles immunization campaign to be conducted from 3rd - 6th October 2015.

Malaria: A report from the mission to evaluate the response activities in the 10 outbreak districts indicated that the malaria cases is still above the normal channels. At national level, there was 12% increase in number of cases, probably reflecting the increase in reporting rate. Gulu (8021), Arua (7048), Agago (4514), Kitgum (4514) and Yumbe (4023) reported the highest number of cases. The first four districts are currently experiencing an outbreak and the numbers are reflecting the change in reporting rates.

Action: The districts have been tasked to send more regular reports to the national level. Treatment of cases is still emphasized and social mobilisation is ongoing.

Other priority diseases

AFP: Six cases were reported in DHIS-2 from Kampala (2 cases) and one each from Kaabong, Hoima, Mitooma and Kasese districts. However, 16 samples were submitted from cases to UVRI for investigation. Currently, 110 districts (including Mitooma) have reported at least one case of AFP as required by active surveillance for Polio. There was improvement in Non-polio AFP rate at 2.3/100,000 among children 0 – 14 years. Sixty (63) out of 112 (53.6%) have attained a non-polio AFP rate of $\geq 2/100,000$ children aged 0 - 14 years.

Typhoid: The total number of cases of typhoid by region shows that the central region had a significantly higher number of cases from week 10 to week 20 (**Figure 2**), mainly from Kampala when experiencing the outbreak. Up to 26 districts, including Kampala (199 cases) reported cases above the ≥ 20 cases threshold (**Figure 3**). The challenge with laboratory investigation and confirmation still affects outbreak confirmation and treatment of cases remains based on case definition.

Influenza humans, Uganda: Results based on the weekly sentinel surveillance data from the National Influenza Centre (aggregated with the Makerere University Walter Reed Influenza Project), all the 13 samples submitted were negative for Influenza viruses. Eighteen positive samples out of 516 have been detected since the start of 2015; 8 (Influenza A H1N1), 3 (AH3) and 7 unsubtypeable.

Meningitis: Gulu, Koboko, Masindi, Mbale and Nakaseke reported one case each of meningitis in week 37.

Maternal and peri-natal deaths: Nine deaths were reported in week 37 from 6 health facilities (**Table 1**).

Region	District	Sub-county	Health Facility	Number of deaths
Central Region	Kampala	Kampala Central	Case Medical Centre	2
Central Region	Kayunga	Kayunga T. C	Kayunga Hospital	1
Central Region	Wakiso	Kira T. C	Bweyogerere Hassan Turabi. HC III	3
Northern Region	Yumbe	Kei Sub-county	Matuma HC III	1
Western Region	Kabarole	South Division	Kabarole HOSPITAL	1
Western Region	Kabarole	South Division	Virika HOSPITAL	1

International events:

MERS-CoV: One case and death was reported in Kuwait, but no cases from Saudi Arabia. Three additional cases have been previously confirmed in Kuwait; two in 2012 and one in 2013.

Ebola in West Africa: To date, a total of 28319 cases and 11296 deaths have been reported in Liberia (10,666 cases, 4806 deaths), Sierra Leone (13046 cases, 3955 deaths) and Guinea (3801 cases, 2533 deaths).

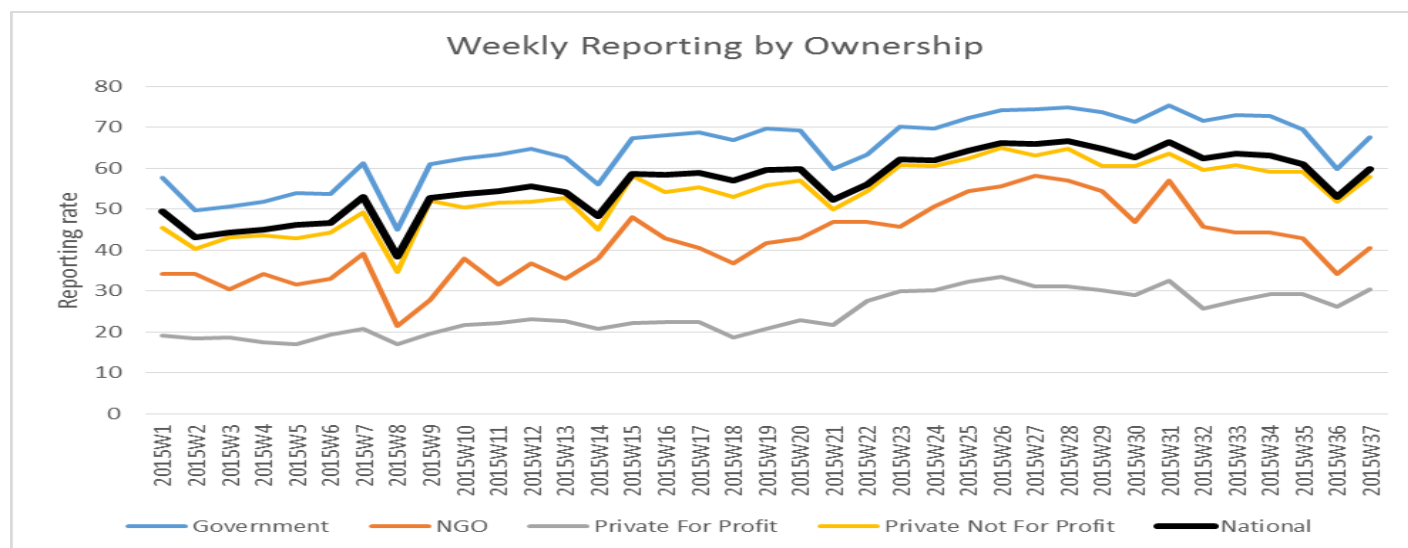


Figure 1: Reporting rates of weekly epidemiological data by health facility ownership compared to the national level

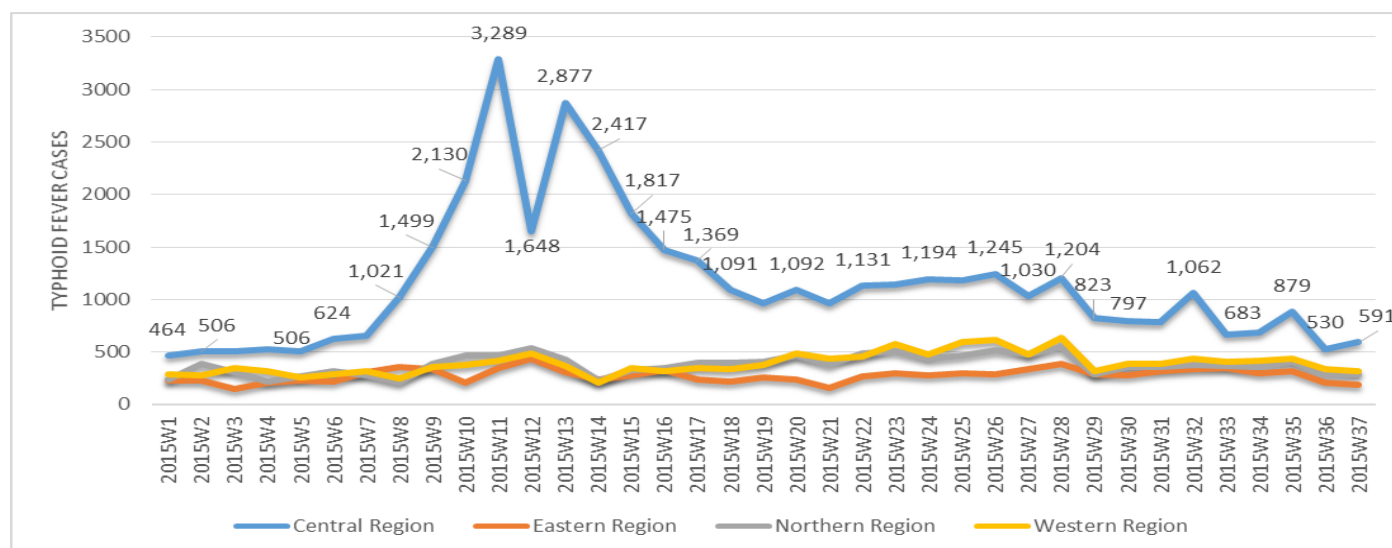


Figure 2: Weekly typhoid cases by epidemiological week (week 1-37, 2015) and region. Central region reported the highest number of cases with a peak in week 11, largely contributed to by the outbreak cases in Kampala District

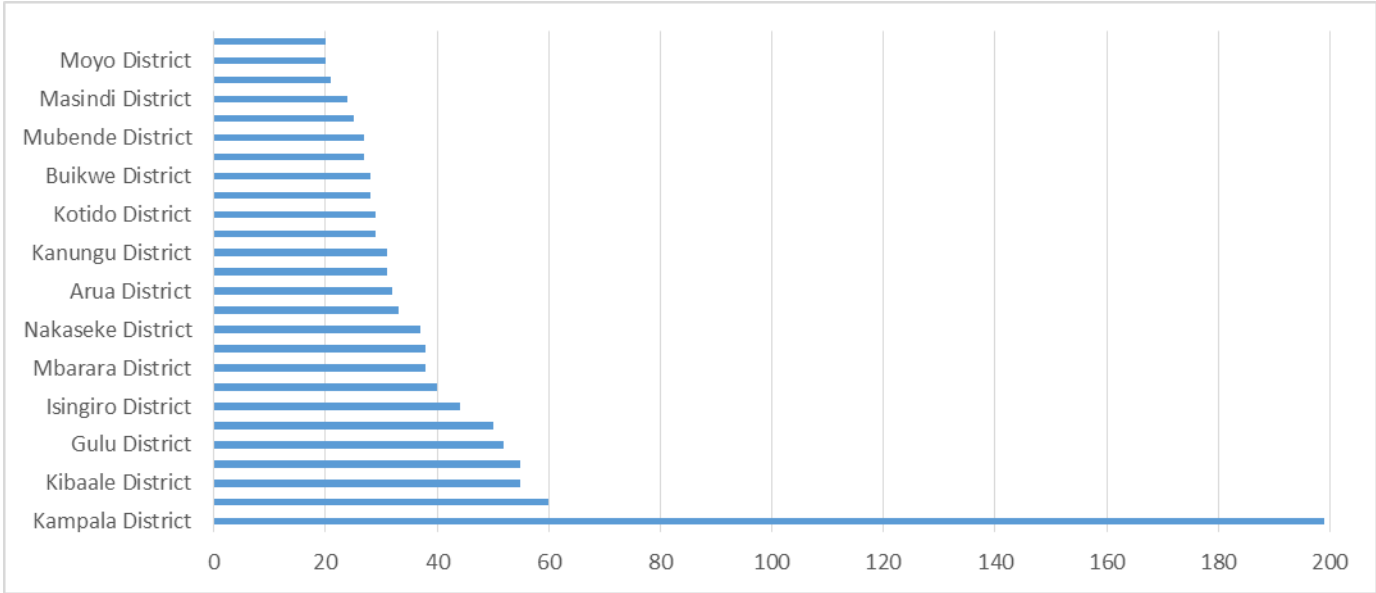


Figure 3: Number of typhoid cases in districts exceeding the 20 cases alert threshold

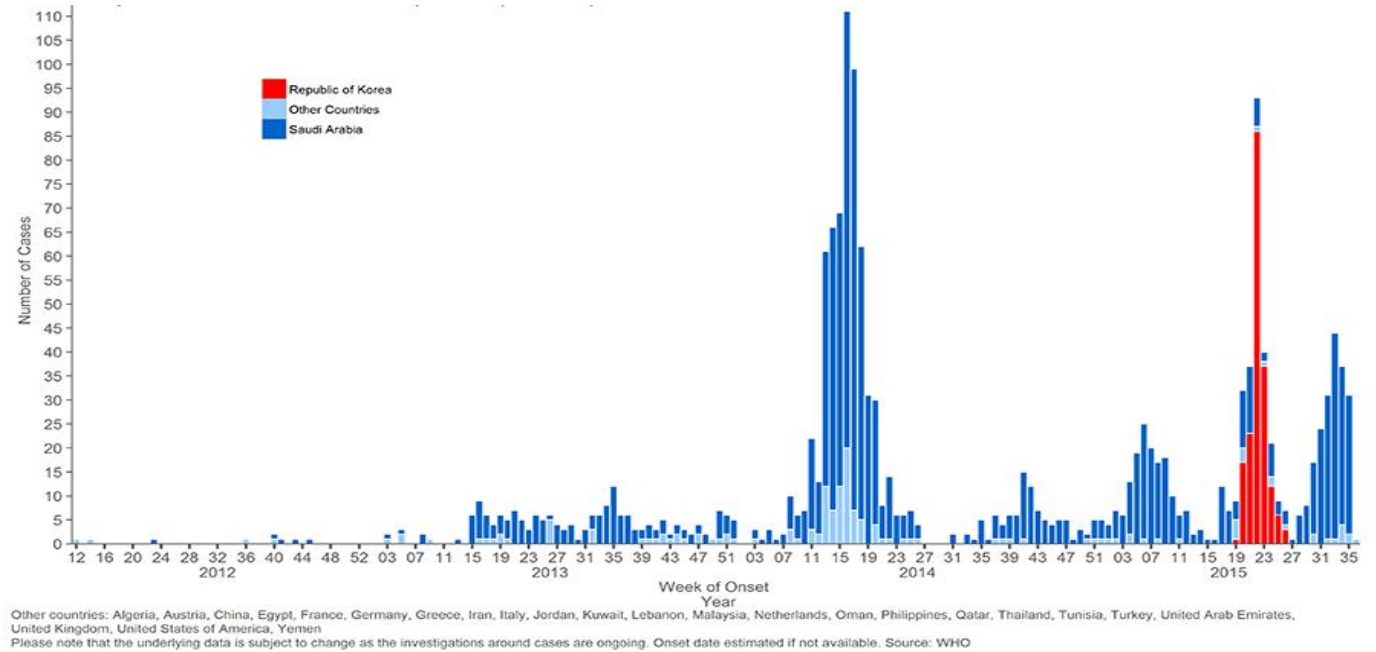


Figure 4: Epidemic curve of confirmed global cases of MERS-CoV reported to WHO, 17th September 2015.

Editorial: Mr. J. Kissa, Dr.B. Masiira, Dr. M. Musenero, Mr. M. Mugagga, Dr. J. Wamala, Dr. I. Makumbi , Dr. R. Musoke, Dr. J. Sekajugo, Dr. F. Adatu, Dr. C. Okot, Dr. M. Nanyunja, Dr. I. Nabukenya

Founders: Dr. J. Kamugisha (RIP), Dr. J. Wanyana, Dr. M. Lamunu, Dr. C. Mugero Dr. N Ndayimirigye Mr. L. Luswa (RIP), Dr. N. Bakyaita, Mr. M. Mugagga

For comments please contact: The Epidemiological Surveillance Division- M.O.H; P.O BOX 7272 Kampala, Tel: 0414-340874/0414-345108;
Email: esd@health.go.ug or esduganda@yahoo.co.uk

Summary table for epidemiological reports received for week ending 12th September 2015

(Numbers in brackets indicate deaths)

District	% of H/U reporting	AFP	Animal bite (Suspected Rabies)	Cholera	Dysentery	Guinea Worm	Malaria	Measles	Meningitis	NNT	Plague	Typhoid Fever
Abim	90	0	2	0	14	0	1,191	0	0	0	0	0
Adjumani	83	0	2	0	16	0	3934 (1)	1	0	0	0	0
Agago	74	0	3	0	26	0	4,514	0	0	0	0	0
Alebtong	62	0	4	0	3	0	257	0	0	0	0	2
Amolatar	77	0	2	0	0	0	314	0	0	0	0	0
Amudat	63	0	0	0	8	0	225	0	0	0	0	0
Amuria	80	0	6	0	6	0	2,502	0	0	0	0	0
Amuru	69	0	1	0	14	0	2,869	0	0	0	0	0
Apac	81	1	0	0		0	2500 (2)	0	0	0	0	0
Arua	74	0	8	0	32	0	7048 (1)	0	0	0	0	1
Budaka	88	0	1	0	3	0	532	1	0	0	0	0
Bududa	100	1	1	0	4	0	815 (1)	0	0	0	0	0
Bugiri	22	0	0	0	1	0	532	1	0	0	0	0
Buhweju	53	0	0	0	0	0	58	0	0	0	0	2
Buikwe	77	0	8	0	9 (1)	0	1,211	3	0	0	0	7
Bukedea	25	0	0	0	0	0	146	0	0	0	0	0
Bukomansimbi	71	0	1	0	0	0	290	0	0	0	0	0
Bukwo	88	0	9	0	9	0	215	2	0	0	0	0
Bulambuli	95	0	0	0	0	0	480	0	0	0	0	0
Buliisa	82	0	0	0	1	0	822 (5)	0	0	0	0	0
Bundibugyo	77	0	0	0	16	0	1,686	0	0	0	0	0
Bushenyi	44	0	0	0	0	0	497	0	0	0	0	0
Busia	79	0	4	0	6	0	2,081	1	0	0	0	2
Butaleja	75	0	0	0	3	0	1,483	0	0	0	0	1
Butambala	35	0	0	0	0	0	254	1	0	0	0	0
Buvuma	27	0	0	0	2	0	41	0	0	0	0	0
Buyende	82	0	0	0	0	0	740	0	0	0	0	0
Dokolo	88	0	2	0	4	0	829	0	0	0	0	0
Gomba	100	0	1	0	0	0	599	0	0	0	0	0
Gulu	65	0	13	0	0	0	8,021	2	1	0	0	0
Hoima	46	0	3	0	28	0	1,591	4	0	0	0	3
Ibanda	40	0	5	0	0	0	1,388	8	0	0	0	9
Iganga	54	0	2	0	0	0	1885 (3)	0	0	0	0	0
Isingiro	74	0	0	0	6	0	1,908	0	0	0	0	0
Jinja	27	0	4	0	4	0	1533 (1)	0	0	0	0	1
Kaabong	85	0	4	0	13	0	1,269	0	0	0	0	0
Kabale	64	0	5	0	0	0	150	0	0	0	0	0
Kabarole	73	0	6	0	6	0	1841 (2)	4	0	0	0	0
Kaberamaido	28	0	0	0	5	0	580	0	0	0	0	2
Kalangala	53	0	1	0	10	0	312	4	0	0	0	9
Kaliro	52	0	0	0	0	0	612	0	0	0	0	0
Kalungu	45	0	0	0	1	0	203	0	0	0	0	0
Kampala	35	0	29	0	13	0	1,728	16	0	0	0	17
Kamuli	59	0	5	0	0	0	2513 (4)	0	0	0	0	2
Kamwenge	65	0	2	0	10	0	1,823	0	0	0	0	5
Kanungu	75	0	0	0	1	0	594	2	0	0	0	1

District	% of H/U reporting	AFP	Animal bite (Suspected Rabies)	Cholera	Dysentery	Guinea Worm	Malaria	Measles	Meningitis	NNT	Plague	Typhoid Fever
Kapchorwa	90	0	2	0	15	0	772	2	0	0	0	0
Kasese	80	0	3	0	14	0	3,240	0	0	0	0	0
Katakwi	23	0	0	0	0	0	498	0	0	0	0	0
Kayunga	84	0	1	0	13	0	1144 (1)	0	0	0	0	0
Kibaale	35	0	4	0	8	0	905	17	0	0	0	4
Kiboga	57	0	0	0		0	245	2	0	0	0	2
Kibuku	87	0	1	0	5	0	441	0	0	0	0	0
Kiruhura	70	0	2	0		0	1,381	0	0	0	0	6
Kiryandongo	85	0	2	0	6	0	1,117	1	0	0	0	0
Kisoro	87	0	0	0	2	0	128	0	0	0	0	0
Kitgum	68	0	3	0	19	0	4230 (3)	0	0	0	0	0
Koboko	81	0	5	0	1	0	1,706	0	1	0	0	0
Kole	91	0	1	0	0	0	2,177	0	0	0	0	3
Kotido	32	0	0	0	24	0	707	0	0	0	0	0
Kumi	56	1	1	0	3	0	726	0	0	0	0	0
Kween	63	0	3	0	1	0	414	0	0	0	0	0
Kyankwanzi	64	0	0	0	2	0	532	1	0	0	0	1
Kyegegwa	100	0	1	0	0	0	1,140	9	0	0	0	4
Kyenjojo	55	1	2	0	1	0	689	11	0	0	0	2
Lamwo	81	0	0	0	4	0	2991 (1)	4	0	0	0	0
Lira	63	0	1	0	5	0	1099 (2)	0	0	0	0	6
Luuka	45	0	0	0	1	0	580	0	0	0	0	0
Luwero	66	0	2	0	5	0	760	1	0	0	0	1
Lwengo	39	0	1	0	0	0	360	0	0	0	0	0
Lyantonde	33	0	1	0	4	0	371	0	0	0	0	3
Manafwa	88	0	0	0	3	0	1,167	2	0	0	0	0
Maracha	93	0	2	0	8	0	2,433	0	0	0	0	0
Masaka	46	0	0	0	1	0	396	1	0	0	0	2
Masindi	67	0	6	0	6	0	1156 (1)	0	1	0	0	4
Mayuge	28	0	0	0	5	0	659	0	0	0	0	0
Mbale	72	2	13	0	7	0	1590 (3)	3	1	0	0	1
Mbarara	76	0	14	0	3	0	1,028	6	0	0	0	7
Mitooma	67	0	4	0	1	0	741	0	0	0	0	1
Mityana	54	0	4	0	0	0	798	6	0	0	0	2
Moroto	53	0	1	0	2	0	825	0	0	0	0	0
Moyo	98	0	2	0	22	0	3,914	0	0	0	0	1
Mpigi	80	0	0	0	5	0	771	0	0	0	0	1
Mubende	9	0	2	0	16	0	208	7	0	0	0	2
Mukono	63	0	1	0	16	0	1,175	4	0	0	0	1
Nakapiripirit	71	0	2	0	14	0	942	0	0	0	0	0
Nakaseke	79	0	5	0	5	0	989	3	1	0	0	3
Nakasongola	23	0	1	0	2	0	321	0	0	0	0	0
Namayingo	28	0	0	0	3	0	408	0	0	0	0	3
Namutumba	68	0	1	0	4	0	1,651	0	0	0	0	0
Napak	79	0	10	0	11	0	1,299	0	0	0	0	0
Nebbi	74	0	7	0	25	0	3660 (3)	0	0	0	0	2
Ngora	100	0	0	0	1	0	723	0	0	0	0	0
Ntoroko	67	0	1	0	8	0	201	1	0	0	0	0
Ntungamo	48	0	7	0	0	0	232	0	0	0	0	0

District	% of H/U reporting	AFP	Animal bite (Suspected Rabies)	Cholera	Dysentery	Guinea Worm	Malaria	Measles	Meningitis	NNT	Plague	Typhoid Fever
Nwoya	78	0	2	0	0	0	1,429	0	0	0	0	0
Otuke	67	0	0	0	0	0	131 (1)	0	0	0	0	0
Oyam	71	0	0	0	1	0	2,539	0	0	0	0	0
Pader	41	0	1	0	11	0	3,078	0	0	0	0	0
Pallisa	79	0	1	0	2	0	1,710	4	0	0	0	0
Rakai	33	0	1	0	3	0	934	4	0	0	0	6
Rubirizi	53	0	0	0	1 (1)	0	327	0	0	0	0	0
Rukungiri	78	0	0	0	1	0	979	2	0	0	0	1
Sembabule	63	0	0	0	5	0	716	0	0	0	0	0
Serere	67	0	1	0	5	0	965	0	0	0	0	0
Sheema	88	0	1	0	0	0	884	0	0	0	0	1
Sironko	80	0	0	0	0	0	1,111	0	0	0	0	0
Soroti	46	0	3	0	4	0	2,077	0	0	0	0	0
Tororo	86	0	9	0	5	0	1,847	2	0	0	0	1
Wakiso	40	0	5	0	9	0	2,490	10	0	0	0	1
Yumbe	96	0	6	0	22	0	4023 (2)	0	0	0	0	0
Zombo	100	0	1	0	13	0	974	1	0	0	0	0
National	65	6 (0)	(0)	0	657 (0)	0	148470 (37)	136 (0)	5 (0)	0	0	1391 (0)

Key: Yellow: 100% reporting, Green: 80-99% reporting, Red: Below 80% reporting

HU= Health Units, AFP=Acute Flaccid Paralysis, NNT=Neonatal Tetanus

Compiled by the Epidemiological Surveillance Division, Ministry of Health